

Sandford Fleming Building
10 King's College Road

Building code: SF



Photo 1 - Building

Photo 2 - Main Entrance Stair facing King's College Road

Photo 3 - Accessible Entrance facing Galbraith Road

Number of Building entrances	5
Number of Entrances with Power Openers	1
Floors accessible via elevator	all
Floors with accessible washrooms	1

Main Entrance







Side of building with main entrance	East
Does this entrance have a power door opener?	No
Is this entrance visible from the street?	Yes
Type of Pathway leading to entrance	Stair

Secondary Entrance

Side of building with secondary entrance	North
Does this entrance have a power door opener?	Yes
Is this entrance visible from the street?	Yes
Type of Pathway leading to entrance	Ramp

The accessible entrance on the north side of the Sir Sanford Fleming building also serves as an accessible entrance for the Galbraith Building.



-  Entrance
-  Entrance with Auto Door Opener
-  Sidewalk
-  Ramp: arrow indicates up
-  Stair
-  Rest Area
-  Vehicle Traffic Lights
-  Stop Signs
-  Pedestrian Crossing Lines
-  Flashing Pedestrian Signal
-  Button for Pedestrian Crossing
-  Audio Crossing Signal
-  Parking
-  Reserved Parking
-  North